


HiB

MAKING
BATHROOMS
BEAUTIFUL

**Technical Drawing &
FAQ Data Sheets**

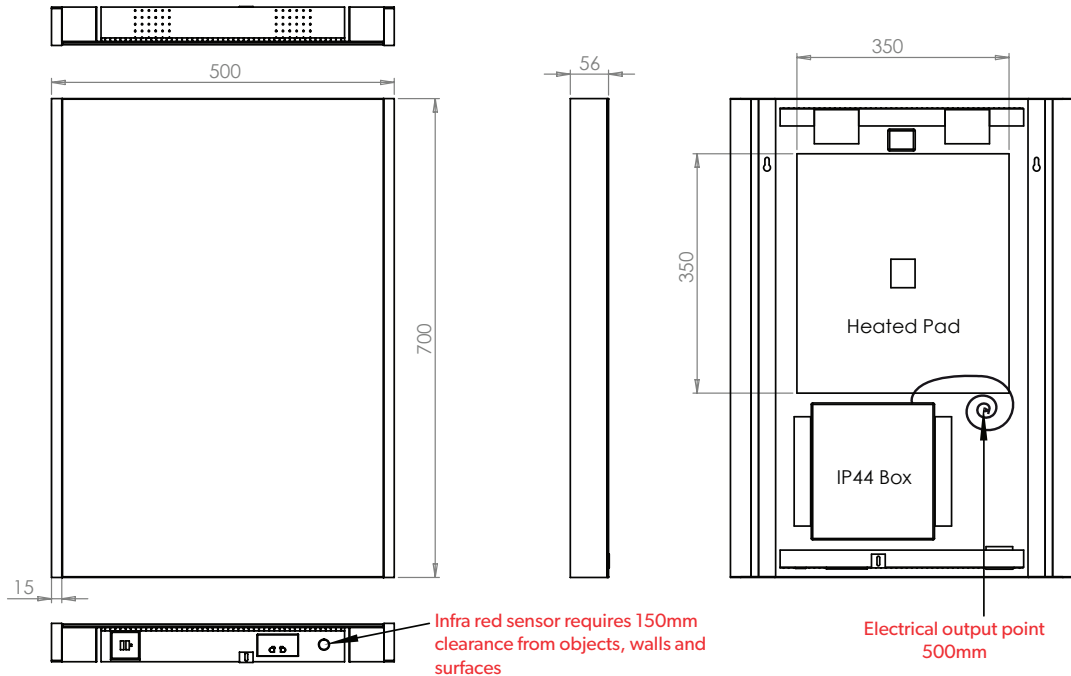


Connect 50
Connect 60
Connect 80
Connect 120

HiB recommend you receive the product before commencing with installation as all sizes and measurements are approximate. HiB try and ensure all measurements are as accurate as possible. In the interest of continuous product development, HiB reserves the right to alter specification as necessary. E & OE.

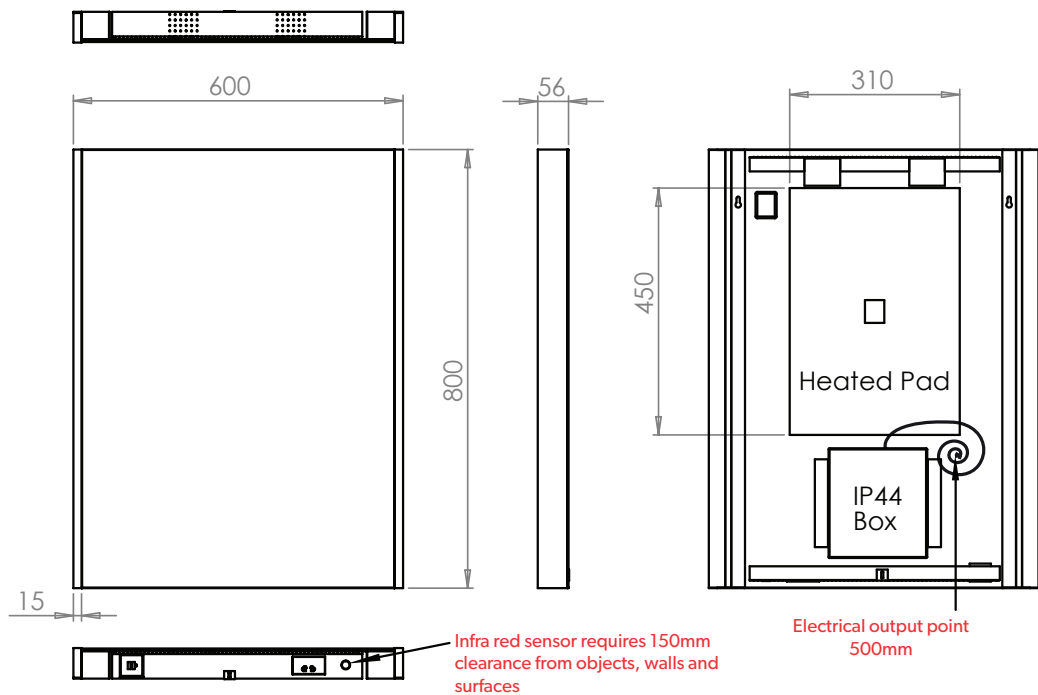
Connect 50

Art no. 78763000



Connect 60

Art no. 78764000



Electrical Safety Information

HiB recommends that all electrical bathroom products should only be fitted by a suitably qualified, Part P registered electrician in accordance with current IEE regulations.

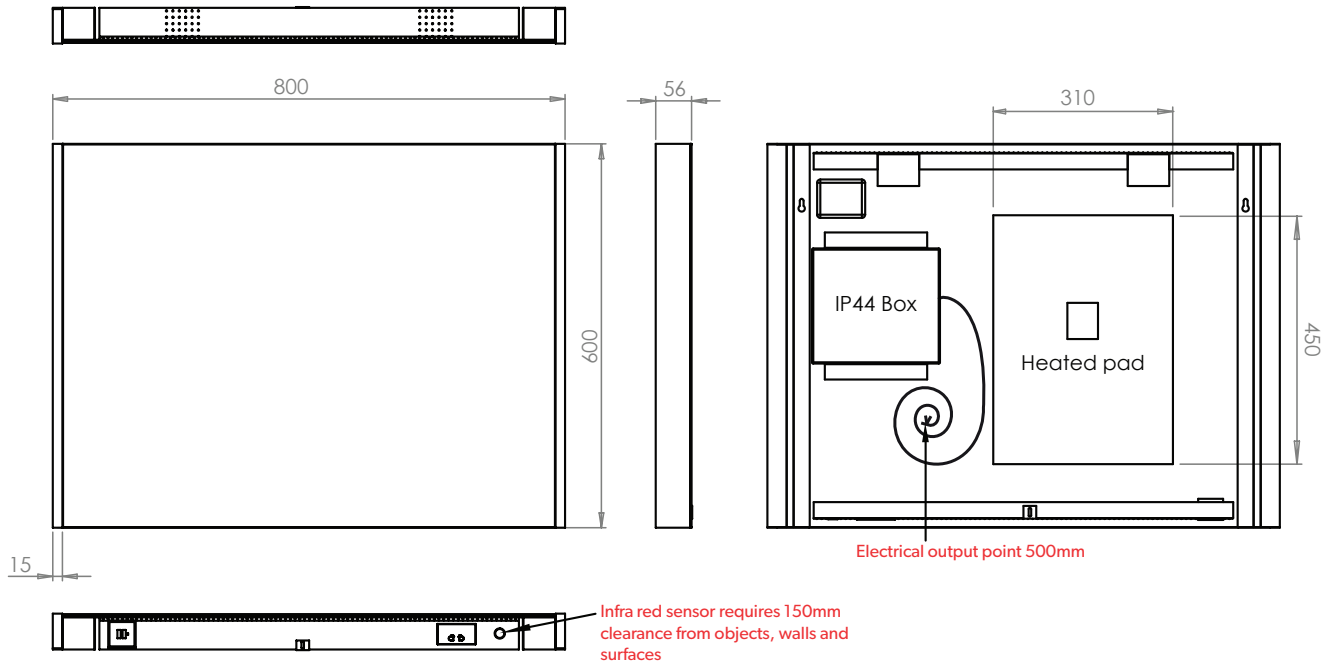
Ensure mains power supply is switched off before starting installation.

Before drilling, ensure there are no hidden cables or pipes in the wall.

HiB recommend you receive the product before commencing with installation as all sizes and measurements are approximate.
 HiB try and ensure all measurements are as accurate as possible.
 In the interest of continuous product development, HiB reserves the right to alter specification as necessary. E & OE.

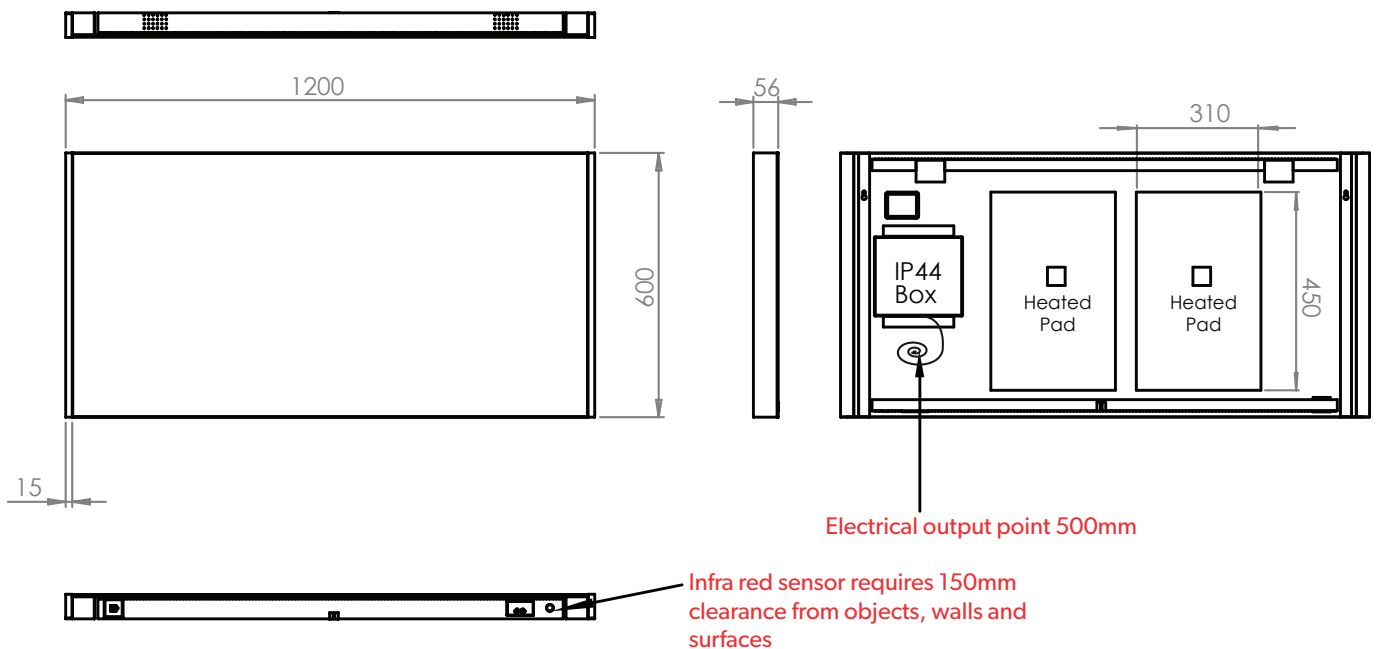
Connect 80

Art no. 78765000



Connect 120

Art no. 78766000



Electrical Safety Information


HiB recommends that all electrical bathroom products should only be fitted by a suitably qualified, Part P registered electrician in accordance with current IEE regulations.

Ensure mains power supply is switched off before starting installation.

Before drilling, ensure there are no hidden cables or pipes in the wall.

Connect

50, 60, 80 & 120

		Version No. 06.03.18
	Product	Connect 50, Connect 60, Connect 80 & Connect 120
	Art. No.	Connect 50: 78763000, Connect 60: 78764000, Connect 80: 78765000 & Connect 120: 78766000
	Product Description	The elegant LED profile and ambient above and below lighting transforms any bathroom. Connect mirrors feature Bluetooth integration with charging sockets and including USB charging ports, makes this mirror the perfect fit for gadget gurus.

Question	Answer
Nett weight (kg)	Connect 50: 8.6kg / Connect 60: 10.6kg / Connect 80: 10.2kg / Connect 120: 13.85kg
Light Source	LED
Light Source Average Lifespan	Average: 20,000 hr
Total Rated Wattage (W)	Connect 50: 36.2w / Connect 60: 53.72w / Connect 80: 53.72w / Connect 120: 94.48w
Lumens (Lm)	Connect 50: 2016lm / Connect 60: 2184lm / Connect 80: 2184lm / Connect 120: 2856lm
Kelvins (k)	All Connect Mirrors are 2800k - 6400k
Is the mirror dimmable?	No
Energy Rating	A Class
What orientation can the mirror be hung in?	Connect mirrors are fixed orientation
Is the heated pad only on when the mirror is illuminated?	Yes
Does the mirror require an earth connection?	Yes
Can I bypass the sensor so the mirror comes on with the main room light?	No
Is it cool white or warm white illumination?	Both, the mirror is colour temperature changing
How long is the warranty?	5 years from date of purchase on silvering coating on mirror 2 years from date of purchase on electrical components in the mirror

Electrical Safety Information

HiB recommends that all electrical bathroom products should only be fitted by a suitably qualified, Part P registered electrician in accordance with current IEE regulations.

Ensure mains power supply is switched off before starting installation.

Before drilling, ensure there are no hidden cables or pipes in the wall.

HiB recommend you receive the product before commencing with installation as all sizes and measurements are approximate.

HiB try and ensure all measurements are as accurate as possible.

In the interest of continuous product development, HiB reserves the right to alter specification as necessary. E & OE.

T: +44 (0)20 8441 0352 F: +44 (0)208441 0219 E: sales@hib.co.uk W: hib.co.uk

HiB Ltd. Building 3, North London Business Park, Oakleigh Road South, New Southgate, London. N11 1GN