

PRODUCT DATA SHEET



PRODUCT CODE
TS135DNSF

RANGE
3ONE6

DESCRIPTION
3ONE6 Basin 3 Hole Set Deck Mounted
Stainless Brushed Brass Effect

WEBSITE LINK [Click Here](#)

CATEGORY	Brassware
WARRANTY DETAILS	15 Years
COLOUR	Brushed Brass Effect PVD
FINISH APPLICATION	PVD
PRIMARY MATERIAL	316 Stainless Steel
INSTALL TYPE	Deck Mounted
PRODUCT WIDTH MM	300
PRODUCT HEIGHT MM	175
PRODUCT NET WEIGHT KG	2.94
STANDARDS	BS EN 200:2008

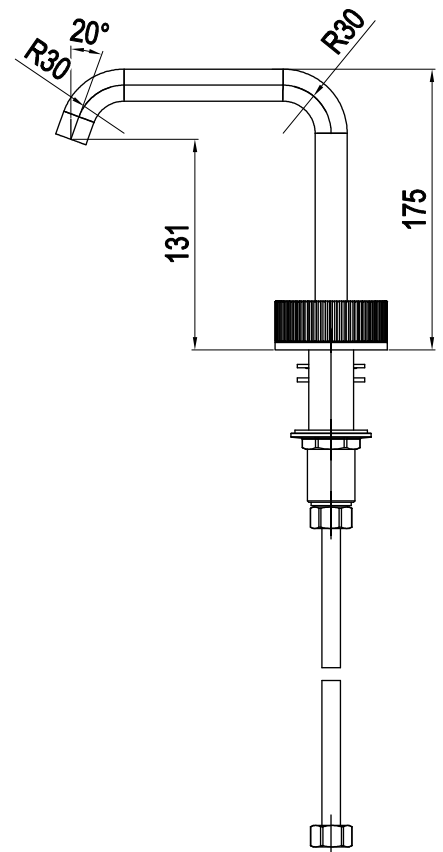
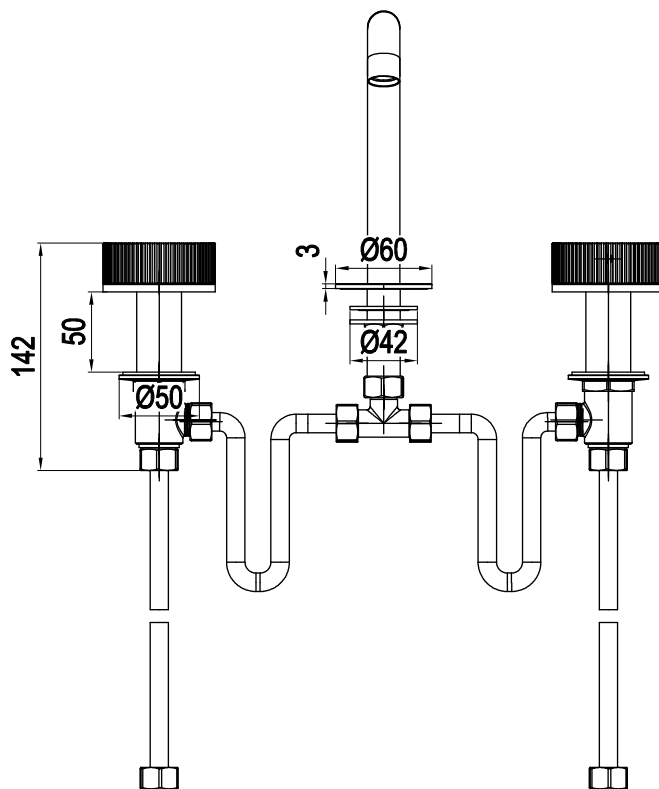
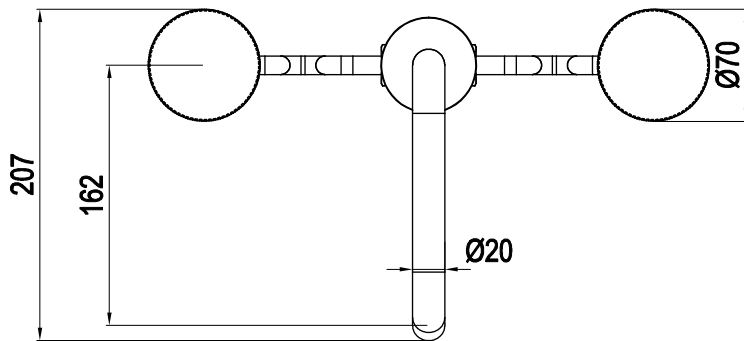
MINIMUM PRESSURE (BAR)	1
MAX WORKING PRESSURE (BAR)	5
NUMBER OF OUTLETS	1
NUMBER OF FUNCTIONS	1
HEADWORK	1/2" Quarter turn ceramic cartridge
SPOUT PROJECTION	162
SWIVEL SPOUT	No
INLET CONNECTIONS THREAD	G1/2"
OUTLET CONNECTIONS THREAD	M18.5x1
FLOW REGULATOR	Cache M18.5x1
WASTE INCLUDED	No
ANTI-SCALD	No
ENERGY SAVING	No
SHOWER HOSE & HANDSET ARE INCLUDED	No

PRESSURE (BAR)	0.2	0.5	1	2	3	4	5
PRIMARY FLOWRATE			3.98	5.08	5.04	4.87	5.02
HANDSET FLOWRATE							
MESSAGE FLOW RATE							
AIR FLOW RATE							
WIRE FLOW RATE							
WATERFALL FLOW RATE							
MIST FLOW RATE							
HANDSPRAY FLOW RATE							

TECHNICAL DIMENSIONS

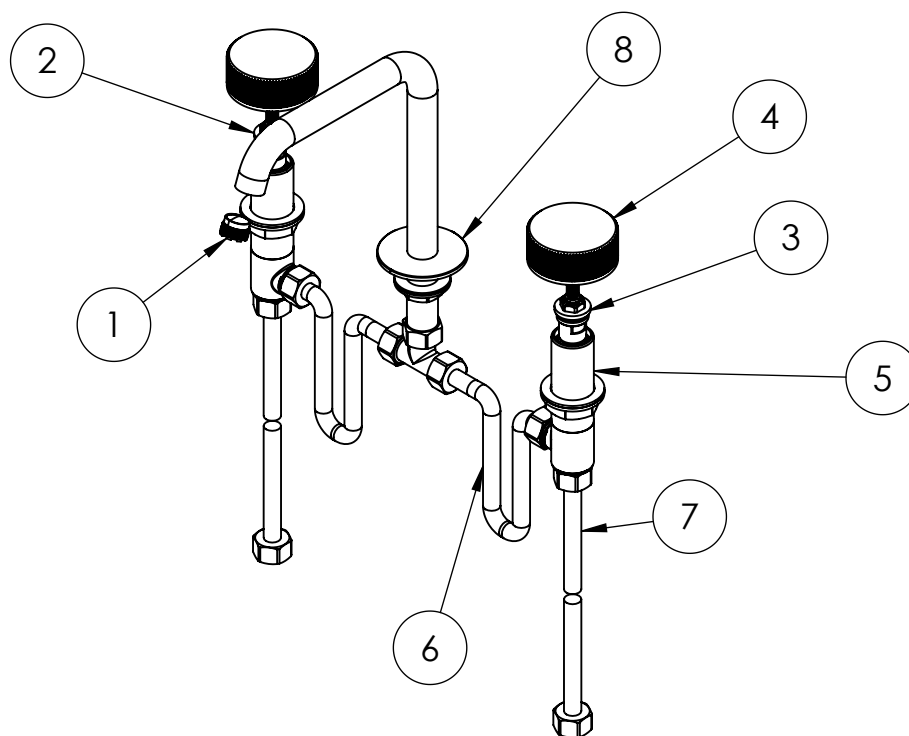
Dimensions in mm unless otherwise specified.

Tolerances (per material type) apply.



SPARES LIST

Only the parts labelled are available as spares.



NUMBER	PART CODE	DESCRIPTION
1	B04004700	TL/120/130/135 TS120/130/135 Aerator
2	A0601D0700	TS135/TL135 Hot Cartridge
3	A0601D0200	TS135/TL135 Cold Cartridge
4	A060110400	TS130_135 Handle Cover Cap
	A060110401	TS130_135 Brushed Brass Handle Cover Cap
	A060110402	TS130_135 Slate Handle Cover Cap
5	A0601A0600	TS130_135 Handle
6	A0601D0800	TS135/TL135 Flexible (G1_2XG1_2-35CM)
7	A0601D0600	TS135/TL135 Flexible (G1_2XG1_2-50CM)
8	A0601D0100	TS/TL135DNS Spout with backplate
	A0601D0101	TS135DNSF Spout with backplate
	A0601D0102	TS135DNST Spout with backplate